

DATA SHEET

SMV1129-079LF: Hyperabrupt Junction Tuning Varactor

Applications

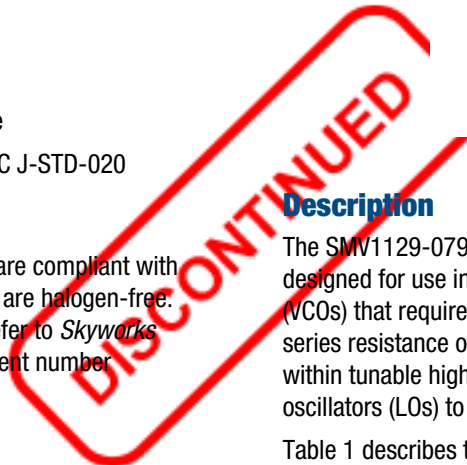
- Low phase noise VCOs
- High-Q tuning elements in wireless system LOs

Features

- High-Q
- Low series resistance for low phase noise
- Package is rated MSL1, 260 °C per JEDEC J-STD-020



Skyworks Green™ products are compliant with all applicable legislation and are halogen-free. For additional information, refer to *Skyworks Definition of Green™*, document number SQ04-0074.




Description

The SMV1129-079LF silicon hyperabrupt junction varactor is designed for use in low phase noise voltage controlled oscillators (VCOs) that require low series resistance tuning diodes. The low series resistance of the varactor makes it appropriate for use within tunable high-Q resonant circuits in wireless system local oscillators (LOs) to frequencies beyond 2.5 GHz.

Table 1 describes the package and marking of the SMV1129-079LF varactor.

Table 1. Packaging and Marking


Single
SC-79 Green™
SMV1129-079LF Marking: Cathode and SH
Ls = 0.7 nH



The Pb-free symbol or "LF" in the part number denotes a lead-free, RoHS-compliant package unless otherwise noted as Green™. Tin/lead (Sn/Pb) packaging is not recommended for new designs.

Electrical and Mechanical Specifications

The absolute maximum ratings of the SMV1129-079LF are provided in Table 2. Electrical specifications are provided in Table 3. Figure 1 shows the typical performance of capacitance versus reverse voltage for the SMV1129-079LF, and Table 4 summarizes the capacitance for reverse voltages between 0 and 12 V.

The SPICE model for the SMV1129-079LF is shown in Figure 2 and the associated model parameters are provided in Table 5.

Package dimensions are shown in Figure 3. Tape and reel dimensions are shown in Figure 4.

Package and Handling Information

Instructions on the shipping container label regarding exposure to moisture after the container seal is broken must be followed. Otherwise, problems related to moisture absorption may occur when the part is subjected to high temperature during solder assembly.

The SMV1129-079LF is rated to Moisture Sensitivity Level 1 (MSL1) at 260 °C. It can be used for lead or lead-free soldering. For additional information, refer to the Skyworks Application Note, *Solder Reflow Information*, document number 200164.

Care must be taken when attaching this product, whether it is done manually or in a production solder reflow environment. Production quantities of this product are shipped in a standard tape and reel format.

Table 2. SMV1129-079LF Absolute Maximum Ratings (Note 1)

Parameter	Symbol	Minimum	Typical	Maximum	Units
Reverse voltage ($I_R = 10 \mu A$)	V_R			12	V
Reverse current ($V_R = 10 V$)	I_R			20	nA
Power dissipation	P_{DIS}			250	mW
Forward current	I_F			20	mA
Operating temperature	T_{OP}	-55		+125	°C
Storage temperature	T_{STG}	-55		+150	°C
Electrostatic discharge: Human Body Model (HBM), Class 0	ESD			< 250	V

Note 1: Exposure to maximum rating conditions for extended periods may reduce device reliability. There is no damage to device with only one parameter set at the limit and all other parameters set at or below their nominal value. Exceeding any of the limits listed here may result in permanent damage to the device.

CAUTION: Although this device is designed to be as robust as possible, electrostatic discharge (ESD) can damage this device. This device must be protected at all times from ESD. Static charges may easily produce potentials of several kilovolts on the human body or equipment, which can discharge without detection. Industry-standard ESD precautions should be used at all times.

Table 3. SMV1129-079LF Electrical Specifications (Note 1)
($T_{OP} = 25 \text{ }^\circ\text{C}$, Unless Otherwise Noted)

Part Number	$C_T @ 1 V$ (pF)			$\frac{C_T @ 1 V}{C_T @ 3 V}$ Ratio (pF)		$\frac{C_T @ 1 V}{C_T @ 6 V}$ Ratio (pF)		$R_s @ 1 V,$ 500 MHz (Ω)
	Minimum	Typical	Maximum	Minimum	Typical	Minimum	Typical	Maximum
SMV1129-079LF	17.5	19.0	20.5	1.40	1.53	2.0	2.5	0.4

Note 1: Performance is guaranteed only under the conditions listed in this table.

Typical Performance Characteristics

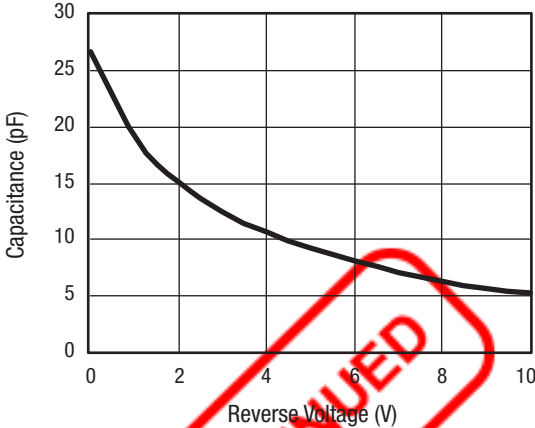


Figure 1. Capacitance vs Reverse Voltage

Table 4. Capacitance vs Reverse Voltage

V _R (V)	SMV1129-079LF
	C _T (pF)
0	27.5
1	18.9
2	15.0
3	12.5
4	10.7
5	9.3
6	8.1
7	7.1
8	6.3
9	5.7
10	5.2
11	4.9
12	4.7

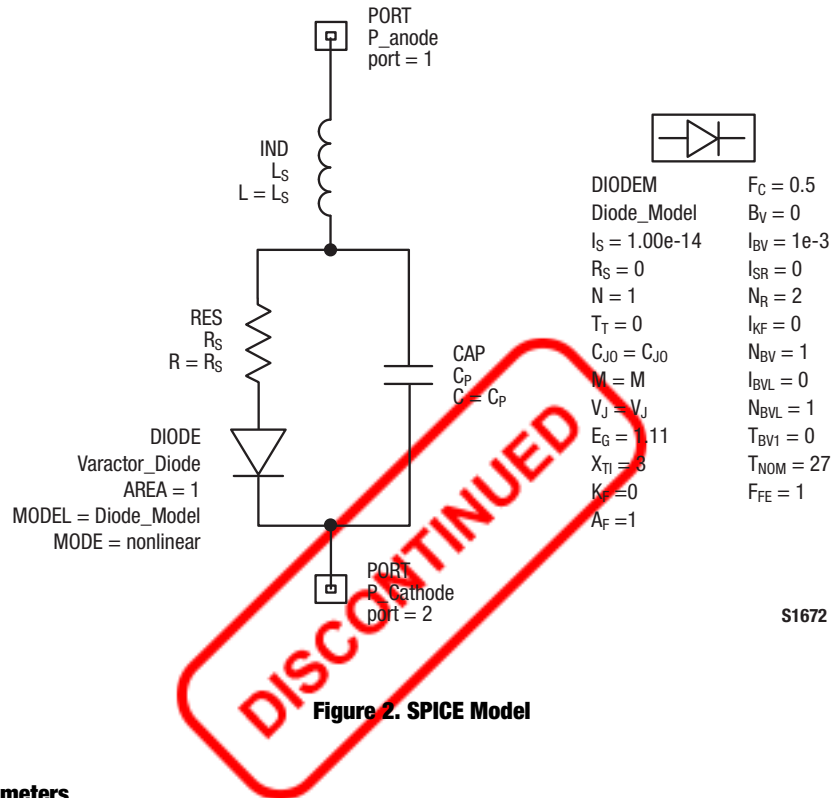
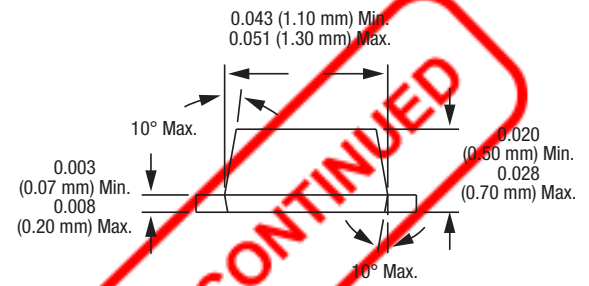
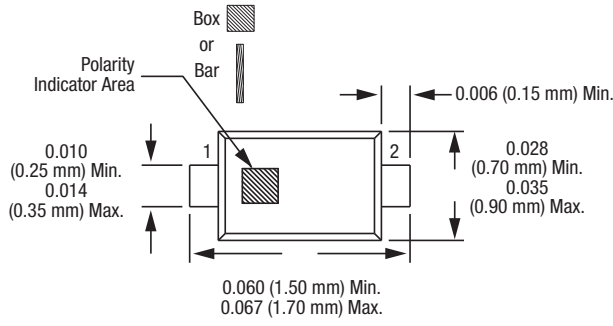


Figure 2. SPICE Model

Table 5. SPICE Model Parameters

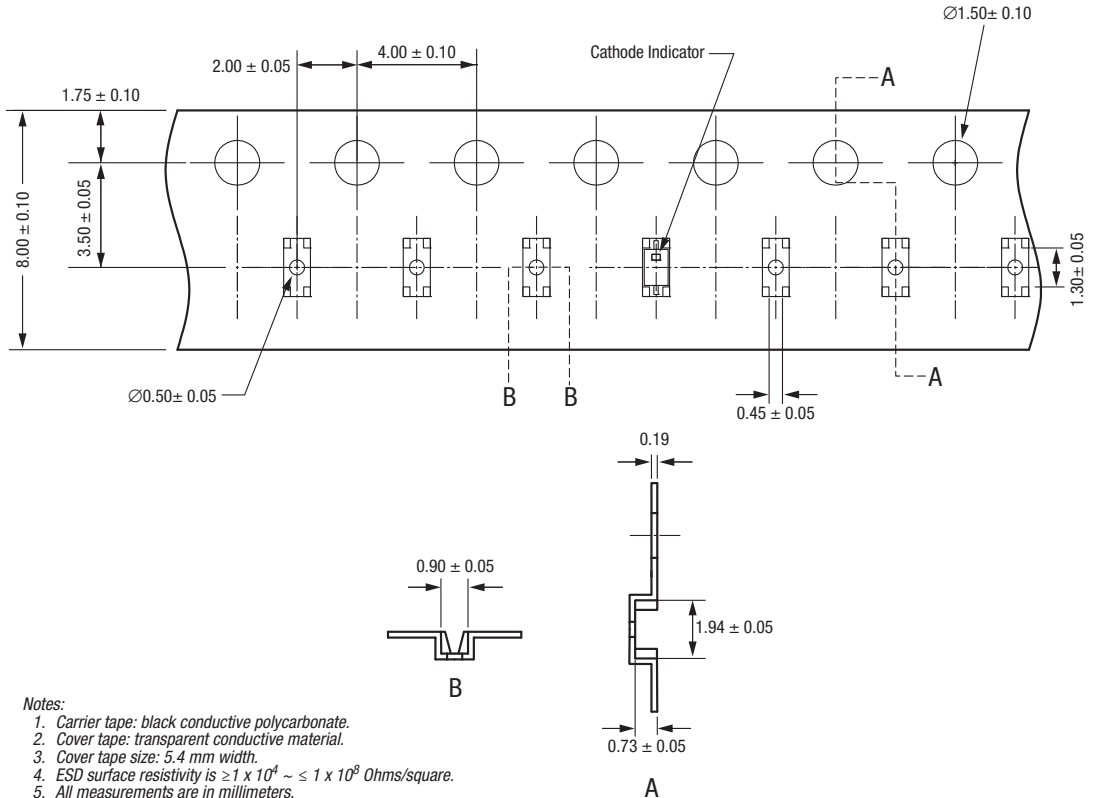
Part Number	CJO (pF)	VJ (V)	M	Cp (pF)	Rs (Ω)
SMV1129-079LF	27.30	2.38	0.98	0	0.4

Note: Values extracted from measured performance.



Dimensions are in inches (millimeters shown in parentheses) S1652

Figure 3. SC-79 Package Dimensions



- Notes:
1. Carrier tape: black conductive polycarbonate.
 2. Cover tape: transparent conductive material.
 3. Cover tape size: 5.4 mm width.
 4. ESD surface resistivity is $\geq 1 \times 10^4 \sim \leq 1 \times 10^9$ Ohms/square.
 5. All measurements are in millimeters.
 6. Standard reel size is 7 inches. Standard reel quantity is 3000 pcs.

S2188

Figure 4. SC-79 Tape and Reel Dimensions



Copyright © 2002-2007, 2009-2011, 2015 Skyworks Solutions, Inc. All Rights Reserved.

Information in this document is provided in connection with Skyworks Solutions, Inc. ("Skyworks") products or services. These materials, including the information contained herein, are provided by Skyworks as a service to its customers and may be used for informational purposes only by the customer. Skyworks assumes no responsibility for errors or omissions in these materials or the information contained herein. Skyworks may change its documentation, products, services, specifications or product descriptions at any time, without notice. Skyworks makes no commitment to update the materials or information and shall have no responsibility whatsoever for conflicts, incompatibilities, or other difficulties arising from any future changes.

No license, whether express, implied, by estoppel or otherwise, is granted to any intellectual property rights by this document. Skyworks assumes no liability for any materials, products or information provided hereunder, including the sale, distribution, reproduction or use of Skyworks products, information or materials, except as may be provided in Skyworks Terms and Conditions of Sale.

THE MATERIALS, PRODUCTS AND INFORMATION ARE PROVIDED "AS IS" WITHOUT WARRANTY OF ANY KIND, WHETHER EXPRESS, IMPLIED, STATUTORY, OR OTHERWISE, INCLUDING FITNESS FOR A PARTICULAR PURPOSE OR USE, MERCHANTABILITY, PERFORMANCE, QUALITY OR NON-INFRINGEMENT OF ANY INTELLECTUAL PROPERTY RIGHT; ALL SUCH WARRANTIES ARE HEREBY EXPRESSLY DISCLAIMED. SKYWORKS DOES NOT WARRANT THE ACCURACY OR COMPLETENESS OF THE INFORMATION, TEXT, GRAPHICS OR OTHER ITEMS CONTAINED WITHIN THESE MATERIALS. SKYWORKS SHALL NOT BE LIABLE FOR ANY DAMAGES, INCLUDING BUT NOT LIMITED TO ANY SPECIAL, INDIRECT, INCIDENTAL, STATUTORY, OR CONSEQUENTIAL DAMAGES, INCLUDING WITHOUT LIMITATION, LOST REVENUES OR LOST PROFITS THAT MAY RESULT FROM THE USE OF THE MATERIALS OR INFORMATION, WHETHER OR NOT THE RECIPIENT OF MATERIALS HAS BEEN ADVISED OF THE POSSIBILITY OF SUCH DAMAGE.

Skyworks products are not intended for use in medical, lifesaving or life-sustaining applications, or other equipment in which the failure of the Skyworks products could lead to personal injury, death, physical or environmental damage. Skyworks customers using or selling Skyworks products for use in such applications do so at their own risk and agree to fully indemnify Skyworks for any damages resulting from such improper use or sale.

Customers are responsible for their products and applications using Skyworks products, which may deviate from published specifications as a result of design defects, errors, or operation of products outside of published parameters or design specifications. Customers should include design and operating safeguards to minimize these and other risks. Skyworks assumes no liability for applications assistance, customer product design, or damage to any equipment resulting from the use of Skyworks products outside of stated published specifications or parameters.

Skyworks and the Skyworks symbol are trademarks or registered trademarks of Skyworks Solutions, Inc., in the United States and other countries. Third-party brands and names are for identification purposes only, and are the property of their respective owners. Additional information, including relevant terms and conditions, posted at www.skyworksinc.com, are incorporated by reference.