

Description

The Si4734/35 is the industry's first fully integrated, 100% CMOS AM/FM/SW/LW radio receiver IC. Offering unmatched integration and PCB space savings, the Si4734/35 requires minimal external components and less than 20 mm² of board area, excluding the antenna inputs. The Si4734/35 AM/FM/SW/LW radio provides the space savings and low power consumption necessary for portable devices while delivering the high performance and design simplicity desired for all AM/FM/SW/LW solutions.

Leveraging Skyworks' proven and patented Si4700/01 FM tuner's digital low intermediate frequency (low-IF) receiver architecture, the Si4734/35 delivers superior RF performance and interference rejection in AM, FM, and short wave and long wave bands. The high integration and complete system production test simplifies design-in, increases system quality, and improves manufacturability.

The Si4734/35 is a feature-rich solution including advanced seek algorithms, soft mute, auto-calibrated digital tuning, and FM stereo processing. In addition, the Si4734/35 provides analog or digital audio output and a programmable reference clock. The device supports I²C-compatible 2-wire control interface, SPI, and a Si4700/01 backwards-compatible 3-wire control interface.

The Si4734/35 utilizes digital processing to achieve high fidelity, optimal performance, and design flexibility. The chip provides excellent pilot rejection, selectivity, and unmatched audio performance, and offers both the manufacturer and the end-user extensive programmability and flexibility in the listening experience.

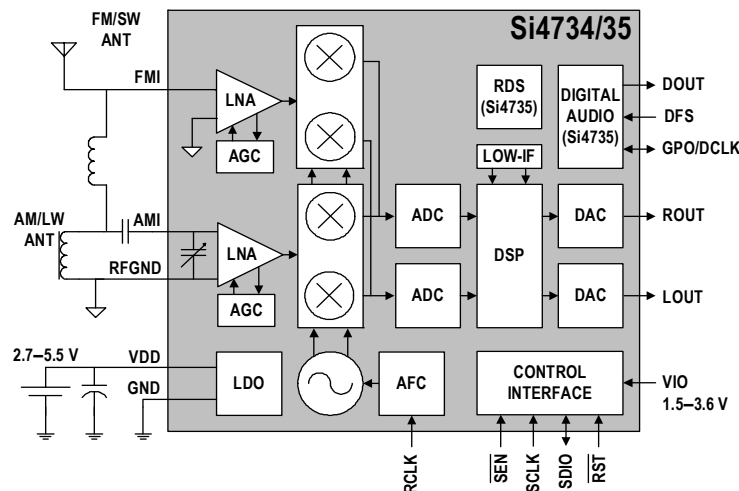
The Si4735 incorporates a digital processor for the European Radio Data System (RDS) and the North American Radio Broadcast Data System (RBDS), including all required symbol decoding, block synchronization, error detection, and error correction functions. Using RDS, the Si4735 enables broadcast data such as station identification and song name to be displayed to the user.

Features

- Worldwide FM band support (64–108 MHz)
- Worldwide AM band support(520–1710 kHz)
- SW band support (2.3–21.85 MHz)
- LW band support (153–279 KHz)
- Excellent real-world performance
- Freq synthesizer with integrated VCO
- Automatic frequency control (AFC)
- Automatic gain control (AGC)
- Integrated LDO regulator
- Digital FM stereo decoder
- Programmable de-emphasis
- Adaptive noise suppression
- AM/FM/SW/LW digital tuning
- No manual alignment necessary
- Adjustable channel filters
- EN55020 complaint
- Programmable reference clock
- Digital volume control
- Adjustable soft mute control
- RDS/RBDS processor (Si4735 only)
- Optional digital audio out (Si4735 only)
- 2-wire and 3-wire control interface
- 2.7 to 5.5 V supply voltage
- Wide range of ferrite loop sticks and air loop antennas supported
- 3 x 3 x 0.55 mm 20-pin QFN package
 - Pb-free/RoHS compliant

Applications

- Table and portable radios
- Stereos
- Mini/micro systems
- Portable media players
- Boomboxes
- Clock radios
- Modules
- Entertainment systems
- Cellular handsets



Selected FM Electrical Specifications

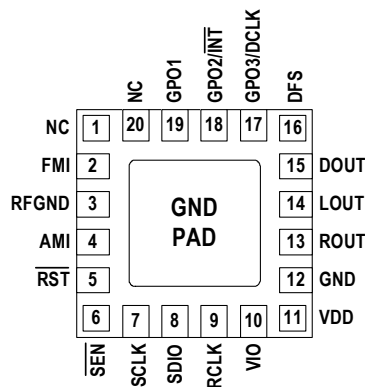
Parameter	Symbol	Test Condition	Min	Typ	Max	Unit
Input Frequency	f_{RF}		76	—	108	MHz
Sensitivity headphone matching		(S+N)/N = 26 dB	—	2.2	—	μ V EMF
Sensitivity 50 Ω matching		(S+N)/N = 26 dB	—	1.1	—	μ V EMF
Input IP3		$ f_2 - f_1 > 1$ MHz; $f_0 = 2 \times f_1 - f_2$	—	105	—	dB μ V EMF
Adjacent Channel Selectivity		± 200 kHz	—	50	—	dB
Alternate Channel Selectivity		± 400 kHz	—	70	—	dB
Audio Frequency Reponse Low		-3 dB	—	—	30	Hz
Audio Frequency Reponse High		-3 dB	15	—	—	kHz
Audio Mono S/N			—	63	—	dB
Audio THD			—	0.1	—	%
Audio Output Voltage			72	80	90	mVrms
Supply Voltage*	V_D, V_A		2.7	—	5.5	V
Interface Supply Voltage*	V_{IO}		1.5	—	3.6	V
Powerdown Current*	I_{PD}		—	10	—	μ A

*Note: Applies to both FM and AM modes.

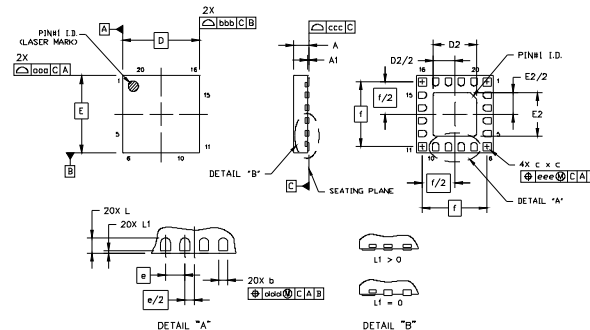
Selected AM/SW/LW Electrical Specifications

Parameter	Symbol	Test Condition	Min	Typ	Max	Unit
Input Frequency	f_{RF}	Medium wave (AM)	520	—	1710	kHz
		Short wave (SW)	2.3	—	21.85	MHz
		Long wave (LW)	153	—	279	kHz
Sensitivity		(S+N)/N = 26 dB	—	25	—	μ V EMF
Audio S/N			—	56	—	dB
Audio THD			—	0.1	—	%
Audio Output Voltage			54	60	66	mVrms

Pin Assignments



3 x 3 x 0.55 mm, 20-pin QFN Package Information



Symbol	Millimeters		
	Min	Nom	Max
A	0.50	0.55	0.60
A1	0.00	0.02	0.05
b	0.18	0.25	0.30
c	0.27	0.32	0.37
D	3.00 BSC		
D2	1.60	1.70	1.80
e	0.50 BSC		
E	3.00 BSC		
E2	1.60	1.70	1.80

Symbol	Millimeters		
	Min	Nom	Max
f	2.53 BSC		
L	0.35	0.40	0.45
L1	0.00	—	0.10
aaa	—	—	0.10
bbb	—	—	0.10
ccc	—	—	0.08
ddd	—	—	0.10
eee	—	—	0.10




SKYWORKS®

**Connecting Everyone
and Everything,
All the Time**



Portfolio

www.skyworksinc.com



Quality

www.skyworksinc.com/quality



Support & Resources

www.skyworksinc.com/support

Copyright © 2021 Skyworks Solutions, Inc. All Rights Reserved.

Information in this document is provided in connection with Skyworks Solutions, Inc. ("Skyworks") products or services. These materials, including the information contained herein, are provided by Skyworks as a service to its customers and may be used for informational purposes only by the customer. Skyworks assumes no responsibility for errors or omissions in these materials or the information contained herein. Skyworks may change its documentation, products, services, specifications or product descriptions at any time, without notice. Skyworks makes no commitment to update the materials or information and shall have no responsibility whatsoever for conflicts, incompatibilities, or other difficulties arising from any future changes.

No license, whether express, implied, by estoppel or otherwise, is granted to any intellectual property rights by this document. Skyworks assumes no liability for any materials, products or information provided hereunder, including the sale, distribution, reproduction or use of Skyworks products, information or materials, except as may be provided in Skyworks' Terms and Conditions of Sale.

THE MATERIALS, PRODUCTS AND INFORMATION ARE PROVIDED "AS IS" WITHOUT WARRANTY OF ANY KIND, WHETHER EXPRESS, IMPLIED, STATUTORY, OR OTHERWISE, INCLUDING FITNESS FOR A PARTICULAR PURPOSE OR USE, MERCHANTABILITY, PERFORMANCE, QUALITY OR NON-INFRINGEMENT OF ANY INTELLECTUAL PROPERTY RIGHT; ALL SUCH WARRANTIES ARE HEREBY EXPRESSLY DISCLAIMED. SKYWORKS DOES NOT WARRANT THE ACCURACY OR COMPLETENESS OF THE INFORMATION, TEXT, GRAPHICS OR OTHER ITEMS CONTAINED WITHIN THESE MATERIALS. SKYWORKS SHALL NOT BE LIABLE FOR ANY DAMAGES, INCLUDING BUT NOT LIMITED TO ANY SPECIAL, INDIRECT, INCIDENTAL, STATUTORY, OR CONSEQUENTIAL DAMAGES, INCLUDING WITHOUT LIMITATION, LOST REVENUES OR LOST PROFITS THAT MAY RESULT FROM THE USE OF THE MATERIALS OR INFORMATION, WHETHER OR NOT THE RECIPIENT OF MATERIALS HAS BEEN ADVISED OF THE POSSIBILITY OF SUCH DAMAGE.

Skyworks products are not intended for use in medical, lifesaving or life-sustaining applications, or other equipment in which the failure of the Skyworks products could lead to personal injury, death, physical or environmental damage. Skyworks customers using or selling Skyworks products for use in such applications do so at their own risk and agree to fully indemnify Skyworks for any damages resulting from such improper use or sale.

Customers are responsible for their products and applications using Skyworks products, which may deviate from published specifications as a result of design defects, errors, or operation of products outside of published parameters or design specifications. Customers should include design and operating safeguards to minimize these and other risks. Skyworks assumes no liability for applications assistance, customer product design, or damage to any equipment resulting from the use of Skyworks products outside of Skyworks' published specifications or parameters.

Skyworks, the Skyworks symbol, Sky5®, SkyOne®, SkyBlue™, Skyworks Green™, Clockbuilder®, DSPLL®, ISOModem®, ProSLIC®, and SiPHY® are trademarks or registered trademarks of Skyworks Solutions, Inc. or its subsidiaries in the United States and other countries. Third-party brands and names are for identification purposes only and are the property of their respective owners. Additional information, including relevant terms and conditions, posted at www.skyworksinc.com, are incorporated by reference.